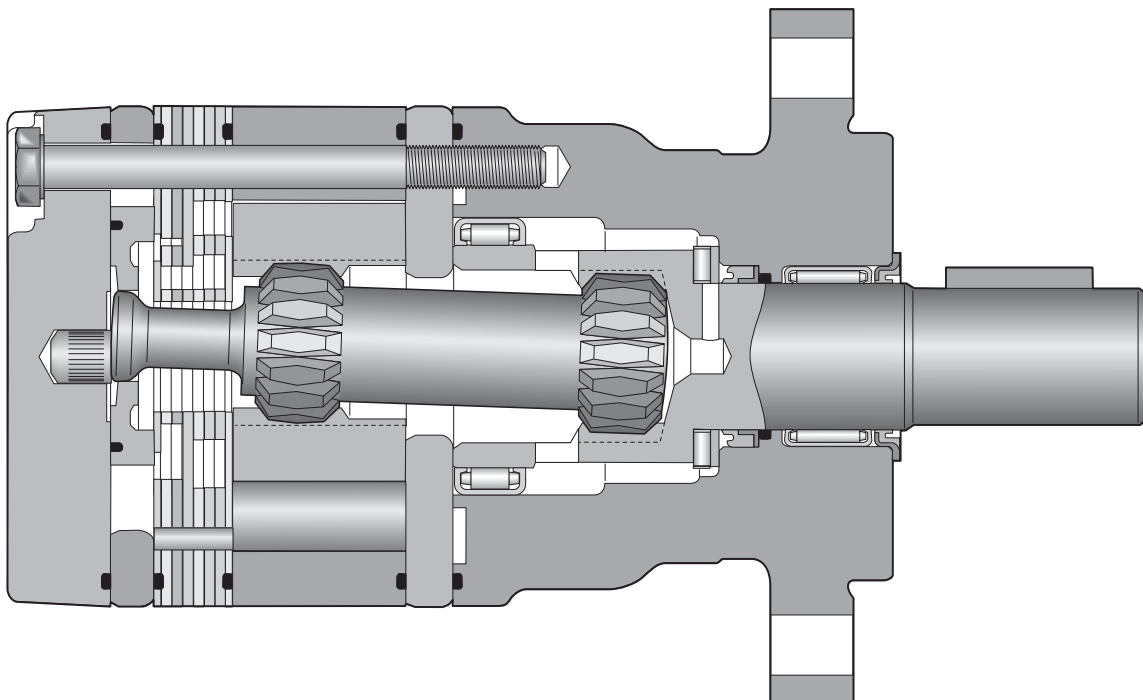
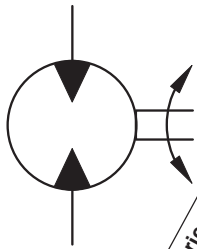


15 Displacements	(2.2 – 24.0 in ³ /rev)	
15 Schluckvolumen	36 . . . 390 cm ³ /rev	
15 Cylindrée		
15 Desplazamientos		
	Cont	Int
Maximum Pressure	(to 2030 psi)	(to 2750 psi)
Eingangsdruck	. . .140 bar	. . .190 bar
Chaute de pression max.		
Presion Maxima		
Maximum Oil Flow	(to 20 gpm)	
Schluckstrom	. . . 75 lpm	
Débit d'huile		
Caudal Maximo de Aceite		
Maximum Speed	(1000 rpm)	
Drehzahl	1000 rpm	
Vitesse de rotation		
Velocidad Maxima		
	Cont	Int
Maximum Torque	(4139 lb in)	(5728 lb in)
Max Drehmoment	467 Nm	648 Nm
Couple Maxi		
Torque Maximo		
Maximum Side Load at Key	(to 1500 lb)	
Seitenlast	. . . 6650 N	
Charges latérales		
Carga Maxima Lateral		

An Improved Medium Duty Low Speed, High Torque Motor

This medium duty motor has higher pressure ratings than the TB motor, for applications requiring higher torque. Robust roller bearings withstand higher side loads and are suitable for chain and sprocket shaft connections. It uses high pressure shaft seals, robust roller bearings and high flow shaft seal cooling.





Geometric displacement
Geom. Schluckvolumen
Desplazamientos
Max. speed @
Max. Drehzahl
Vitesse de rotation maxi
Velocidad maxima a caudal intermitente
Max. intermittent flow
Max. Drehzahl Intermitterender Betrieb:
Max. oil flow
Max. Schluckstrom
Débit d'huile maxi
Caudal Maximo de Aceite
Max. Differential Pressure
Max. Druckgefälle
Chute de pression maxi
Presion diferencial maxima
Max. supply pressure
Max. Eingangsdruk
Presion maxi entrada
Max. torque
Max. Drehmoment
Couple maxi
Torque Maximo
Max. performance
Max. Leistungabgabe
Puissance de sortie maxi
Maximo rendimiento
Min. starting torque
Min. Anlaufmoment
Couple min. fourni au démarrage
Torque minimo de arranque

Motor Series TE	cm ³ /rev in ³ /rev	Int rev/min	cont / int*		cont / int*		max bar psi	cont / int*		max KW HP	cont / int*	
			l/min g/min		bar psi		bar psi	Nm lb-in			Nm lb-in	
TE 0036	36 2.2	1141	34 9	42 11	140 2030	190 2750	200 2900	54.6 483	71.1 630	8.5 11.4	44 389	52 460
TE 0045	41 2.5	1024	34 9	42 11	140 2030	190 2750	200 2900	71 624	99 876	10.4 13.9	44 411	64 565
TE 0050	49 3.0	1020	34 9	50 13	140 2030	190 2750	200 2900	90 796	127 1120	12.8 17.2	72 637	98 871
TE 0065	65 4.0	877	45 12	57 15	140 2030	190 2750	200 2900	125 1106	176 1558	14.7 19.8	100 885	137 1211
TE 0080	82 5.0	695	45 12	57 15	140 2030	190 2750	200 2900	160 1416	220 1947	17.3 23.2	128 1133	171 1515
TE 0100	98 6.0	582	45 12	57 15	140 2030	190 2750	200 2900	190 1682	264 2337	17.4 23.4	152 1345	205 1819
TE 0130	130 8.0	438	45 12	57 15	140 2030	190 2750	200 2900	255 2257	352 3116	17.3 23.2	204 1806	274 2423
TE 0165	163 10.0	348	45 12	57 15	140 2030	190 2750	200 2900	310 2744	436 3846	17.0 22.8	248 2195	338 2992
TE 0195	195 11.9	292	45 12	57 15	140 2030	190 2750	200 2900	390 3452	528 4673	17.4 23.4	312 2762	411 3637
TE 0230	228 13.9	328	57 15	75 20	120 1740	165 2400	200 2900	380 3363	514 4554	17.7 23.8	304 2691	411 3637
TE 0260	260 15.9	287	57 15	75 20	110 1595	155 2250	200 2900	400 3540	550 4870	16.7 22.4	320 2832	449 3977
TE 0295	293 17.9	256	57 15	75 20	100 1450	145 2100	200 2900	428 3784	582 5180	15.7 21.0	328 2903	445 3939
TE 0330	328 20.0	228	57 15	75 20	100 1450	135 1950	200 2900	443 3926	600 5312	14.8 19.8	344 3045	453 4014
TE 0365	370 22.6	203	57 15	75 20	95 1378	125 1825	200 2900	467 4133	648 5728	13.6 18.2	373 3301	477 4223
TE 0390	392 24.0	191	57 15	75 20	85 1233	120 1740	200 2900	445 3935	628 5562	12.5 16.8	348 3080	462 4090

Performance data based on testing using 10W40 oil with a viscosity of 43,1 cSt. (200 SUS) at 54° C (130° F). Performance data is typical. Actual data may vary slightly from one production motor to another.

Les données sur les performances sont basées sur des tests utilisant de l'huile 10W40 d'une viscosité de 200 SUS à 54°C (130°F). Ces données correspondent à des situations typiques. Les données réelles peuvent varier légèrement d'un moteur de production à l'autre.

Leistungsdaten sind gemessen mit SAE 10W40 bei einer Viskosität von 43,1 Cst bei 54°C. Geringfügige Abweichungen von den Katalogdaten sind möglich.













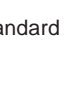


























Datos tecnicos obtenidos con aceite 10W40 de 200 SUS de viscosidad a 54°C (130°F). Los datos proporcionados son valores tipicos. Los valores exactos reales podrian tener una pequena variacion entre distintos motores.

* Intermittent operation rating applies to 10% of every minute.

Intermittierende Werte maximal 10% von jeder Betriebsminute.

Fonctionnement interm. 10% max. de chaque minute d'utilisation.

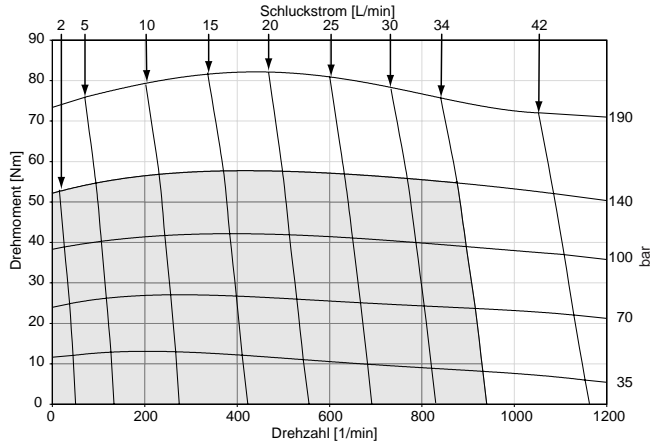
Capacidad de funcionamiento intermitente valida para 10% por cada minuto.

TE	XXXX	X	XX	0	XXXX																																																																		
Series	Displacement Schluckvolumen Cylindrée Desplazamiento	Mounting/Ports Gehäuse/Anschluß Carter/Plan de raccordement Montaje/Lumbreras	Shaft Welle Arbre Eje	Rotation Drehrichtung Direction de rotation Rotacion	Options Opciones																																																																		
<table border="1" style="width: 100%; border-collapse: collapse;"> <thead> <tr> <th style="width: 10%;">Code</th> <th style="width: 10%;">cm³/tr cm³/giro cm³/U</th> <th style="width: 10%;">cu in³/rev</th> </tr> </thead> <tbody> <tr><td>0036</td><td>36</td><td>2.2</td></tr> <tr><td>0045</td><td>41</td><td>2.5</td></tr> <tr><td>0050</td><td>49</td><td>3.0</td></tr> <tr><td>0065</td><td>65</td><td>4.0</td></tr> <tr><td>0080</td><td>82</td><td>5.0</td></tr> <tr><td>0100</td><td>98</td><td>6.0</td></tr> <tr><td>0130</td><td>130</td><td>8.0</td></tr> <tr><td>0165</td><td>163</td><td>10.0</td></tr> <tr><td>0195</td><td>195</td><td>11.9</td></tr> <tr><td>0230</td><td>228</td><td>13.9</td></tr> <tr><td>0260</td><td>260</td><td>15.9</td></tr> <tr><td>0295</td><td>293</td><td>17.9</td></tr> <tr><td>0330</td><td>328</td><td>20.0</td></tr> <tr><td>0365</td><td>370</td><td>22.6</td></tr> <tr><td>0390</td><td>392</td><td>24.0</td></tr> </tbody> </table>		Code	cm ³ /tr cm ³ /giro cm ³ /U	cu in ³ /rev	0036	36	2.2	0045	41	2.5	0050	49	3.0	0065	65	4.0	0080	82	5.0	0100	98	6.0	0130	130	8.0	0165	163	10.0	0195	195	11.9	0230	228	13.9	0260	260	15.9	0295	293	17.9	0330	328	20.0	0365	370	22.6	0390	392	24.0	<table border="1" style="width: 100%; border-collapse: collapse;"> <thead> <tr> <th style="width: 10%;">Code</th> <th style="width: 10%;">Mounting</th> </tr> </thead> <tbody> <tr> <td>AM</td> <td>SAE "A" 2 Bolt, 5/16-18 UNC Manifold </td> </tr> <tr> <td>AP</td> <td>SAE "A" 2 Bolt, 1/2-14 NPTF </td> </tr> <tr> <td>AS</td> <td>SAE "A" 2 Bolt, 7/8-14 SAE </td> </tr> <tr> <td>FP</td> <td>4 Bolt, 1/2-14 NPTF </td> </tr> <tr> <td>FS</td> <td>4 Bolt, 7/8-14 SAE </td> </tr> <tr> <td>US</td> <td>Wheel Mount, 7/8-14 SAE </td> </tr> </tbody> </table>		Code	Mounting	AM	SAE "A" 2 Bolt, 5/16-18 UNC Manifold 	AP	SAE "A" 2 Bolt, 1/2-14 NPTF 	AS	SAE "A" 2 Bolt, 7/8-14 SAE 	FP	4 Bolt, 1/2-14 NPTF 	FS	4 Bolt, 7/8-14 SAE 	US	Wheel Mount, 7/8-14 SAE 	<table border="1" style="width: 100%; border-collapse: collapse;"> <thead> <tr> <th style="width: 10%;">Code</th> <th style="width: 10%;">Rotation</th> </tr> </thead> <tbody> <tr> <td>0</td> <td>Standard </td> </tr> </tbody> </table>		Code	Rotation	0	Standard 
Code	cm ³ /tr cm ³ /giro cm ³ /U	cu in ³ /rev																																																																					
0036	36	2.2																																																																					
0045	41	2.5																																																																					
0050	49	3.0																																																																					
0065	65	4.0																																																																					
0080	82	5.0																																																																					
0100	98	6.0																																																																					
0130	130	8.0																																																																					
0165	163	10.0																																																																					
0195	195	11.9																																																																					
0230	228	13.9																																																																					
0260	260	15.9																																																																					
0295	293	17.9																																																																					
0330	328	20.0																																																																					
0365	370	22.6																																																																					
0390	392	24.0																																																																					
Code	Mounting																																																																						
AM	SAE "A" 2 Bolt, 5/16-18 UNC Manifold 																																																																						
AP	SAE "A" 2 Bolt, 1/2-14 NPTF 																																																																						
AS	SAE "A" 2 Bolt, 7/8-14 SAE 																																																																						
FP	4 Bolt, 1/2-14 NPTF 																																																																						
FS	4 Bolt, 7/8-14 SAE 																																																																						
US	Wheel Mount, 7/8-14 SAE 																																																																						
Code	Rotation																																																																						
0	Standard 																																																																						
		<table border="1" style="width: 100%; border-collapse: collapse;"> <thead> <tr> <th style="width: 10%;">Code</th> <th style="width: 10%;">Shaft</th> </tr> </thead> <tbody> <tr> <td>09</td> <td>1" Straight w/0.38" Crosshole </td> </tr> <tr> <td>10 21</td> <td>1" Keyed Standard Corrosion Resistant Stainless Steel </td> </tr> <tr> <td>11</td> <td>1" 6B Spline </td> </tr> <tr> <td>13</td> <td>Long 1" Keyed </td> </tr> <tr> <td>25</td> <td>1" Tapered </td> </tr> <tr> <td>26</td> <td>25mm Keyed w/ 8mm Key </td> </tr> </tbody> </table>		Code	Shaft	09	1" Straight w/0.38" Crosshole 	10 21	1" Keyed Standard Corrosion Resistant Stainless Steel 	11	1" 6B Spline 	13	Long 1" Keyed 	25	1" Tapered 	26	25mm Keyed w/ 8mm Key 	<table border="1" style="width: 100%; border-collapse: collapse;"> <thead> <tr> <th style="width: 10%;">Code</th> <th style="width: 10%;">Options</th> </tr> </thead> <tbody> <tr> <td>AAAB</td> <td>No Paint No lackiert</td> </tr> <tr> <td>AAAA</td> <td>Black Paint Schwarz lackiert</td> </tr> </tbody> </table>		Code	Options	AAAB	No Paint No lackiert	AAAA	Black Paint Schwarz lackiert																																														
Code	Shaft																																																																						
09	1" Straight w/0.38" Crosshole 																																																																						
10 21	1" Keyed Standard Corrosion Resistant Stainless Steel 																																																																						
11	1" 6B Spline 																																																																						
13	Long 1" Keyed 																																																																						
25	1" Tapered 																																																																						
26	25mm Keyed w/ 8mm Key 																																																																						
Code	Options																																																																						
AAAB	No Paint No lackiert																																																																						
AAAA	Black Paint Schwarz lackiert																																																																						

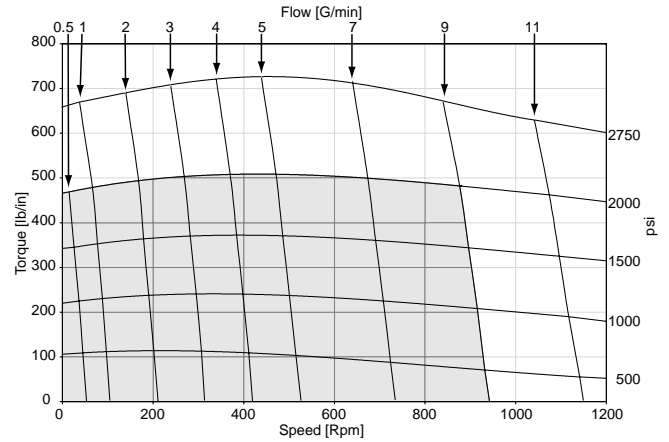
Consult factory for other available options, configurations ordering codes and lead times.

TE 0036

EU

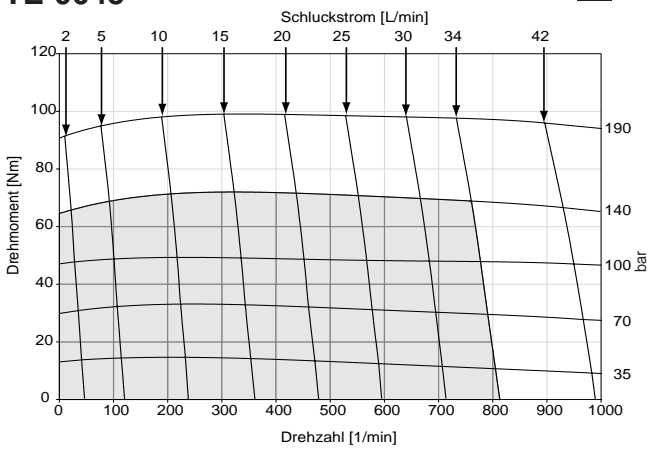


US

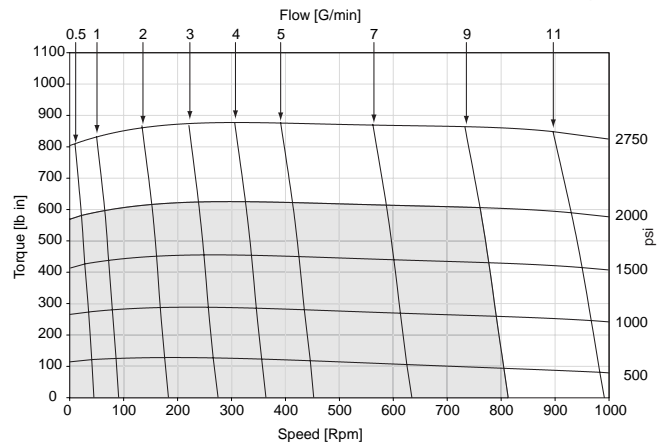


TE 0045

EU

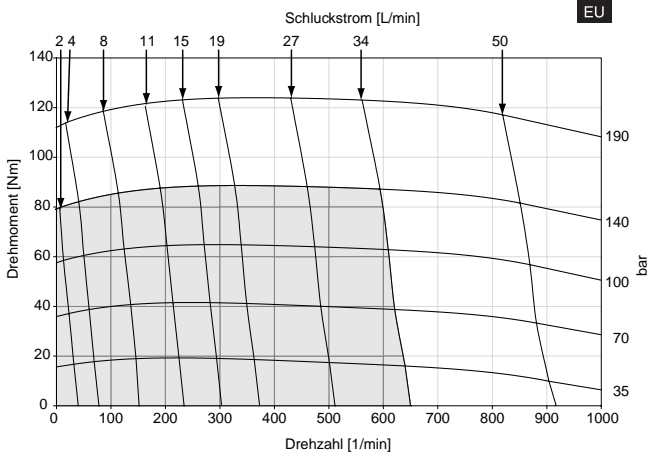


US

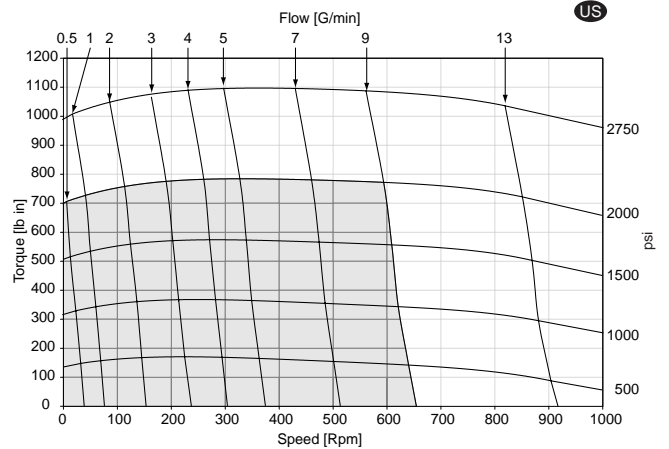


TE 0050

EU



US



□ Cont.

□ Int.

Intermittent operation rating applies to 10% of every minute.
Fonctionnement interm. 10% max. de chaque minute d'utilisation.

Intermittierende Werte maximal 10% von jeder Betriebsminute.
Capacidad de funcionamiento intermitente valida para 6 segundos por cada minuto.

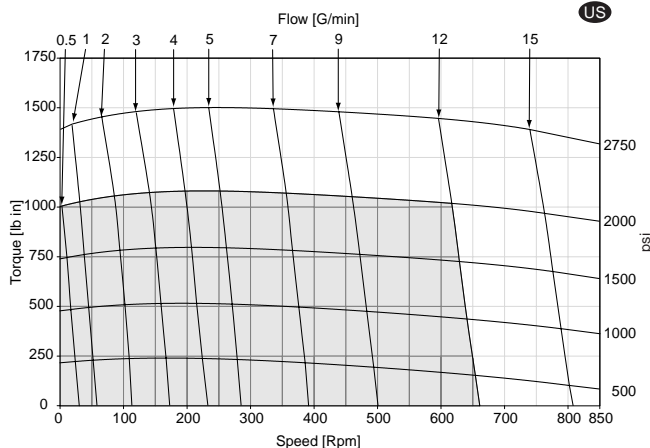
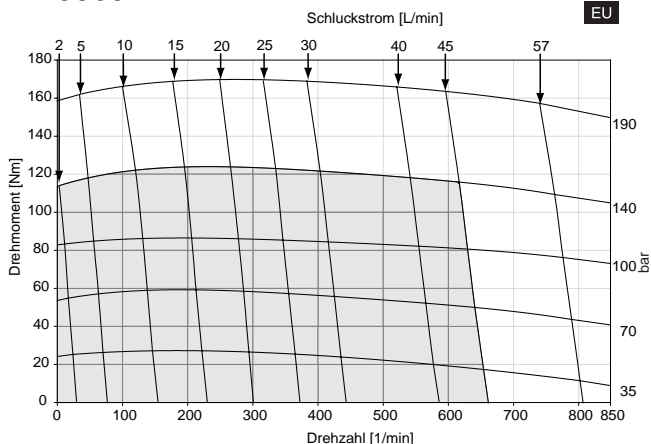
Performance data based on testing using 10W40 oil with a viscosity of 200 SUS at 54° C (130° F). Performance data is typical. Actual data may vary slightly from one production motor to another.

Leistungsdaten sind gemessen mit SAE 10W40 bei einer Viskosität von 43,1 Cst bei 54°C. Geringfügige Abweichungen von den Katalogdaten sind möglich.

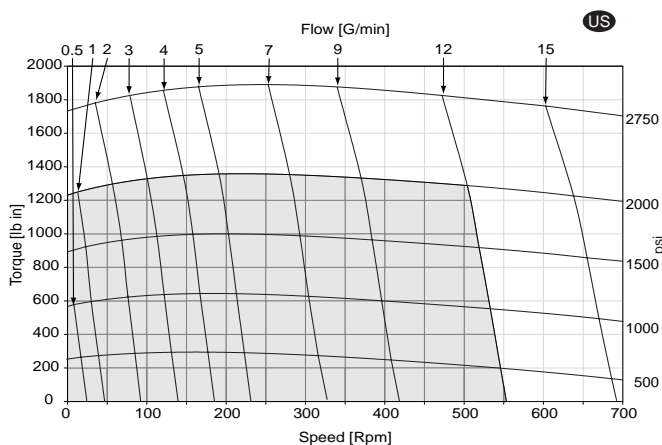
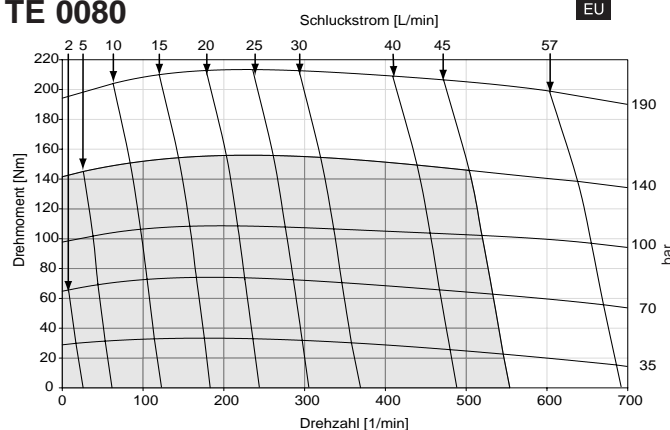
Les données sur les performances sont basées sur des tests utilisant de l'huile 10W40 d'une viscosité de 200 SUS à 54°C (130°F). Ces données correspondent à des situations typiques. Les données réelles peuvent varier légèrement d'un moteur de production à l'autre.

Datos tecnicos obtenidos con aceite 10W40 de 200 SUS de viscosidad a 54°C (130°F). Los datos proporcionados son valores tipicos. Los valores exactos reales podrian tener una pequena variacion entre distintos motores.

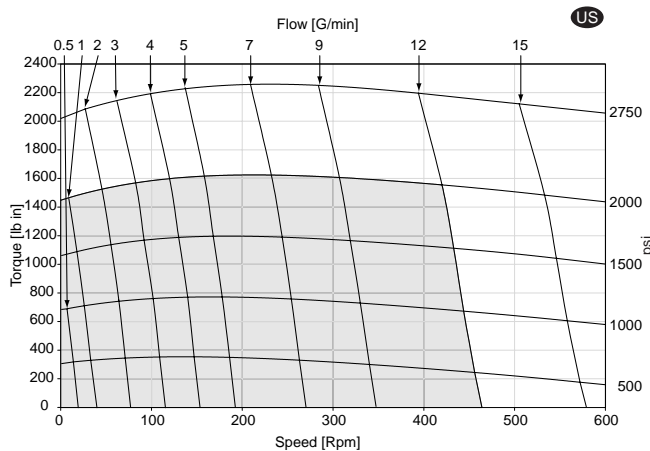
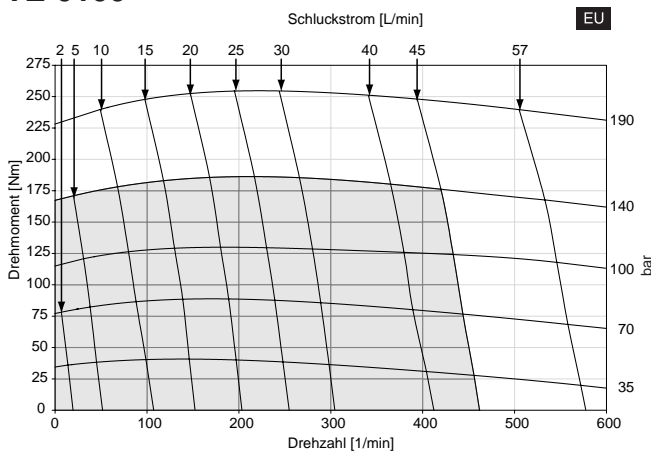
TE 0065



TE 0080



TE 0100



Cont.

Int.

Intermittent operation rating applies to 10% of every minute.
Fonctionnement interm. 10% max. de chaque minute d'utilisation.

Intermittierende Werte maximal 10% von jeder Betriebsminute.
Capacidad de funcionamiento intermitente valida para 6 segundos por cada minuto.

Performance data based on testing using 10W40 oil with a viscosity of 200 SUS at 54° C (130° F). Performance data is typical. Actual data may vary slightly from one production motor to another.

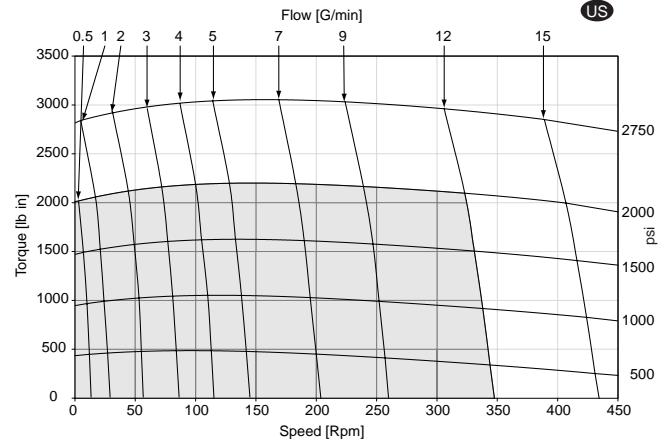
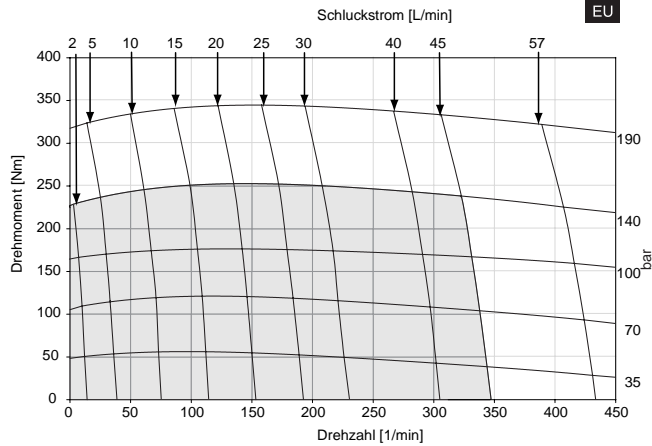
Leistungsdaten sind gemessen mit SAE 10W40 bei einer Viskosität von 43,1 Cst bei 54°C. Geringfügige Abweichungen von den Katalogdaten sind möglich.

Les données sur les performances sont basées sur des tests utilisant de l'huile 10W40 d'une viscosité de 200 SUS à 54°C (130°F). Ces données correspondent à des situations typiques. Les données réelles peuvent varier légèrement d'un moteur de production à l'autre.

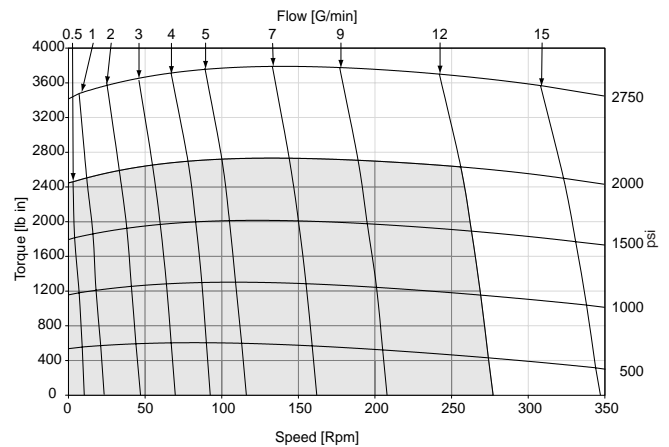
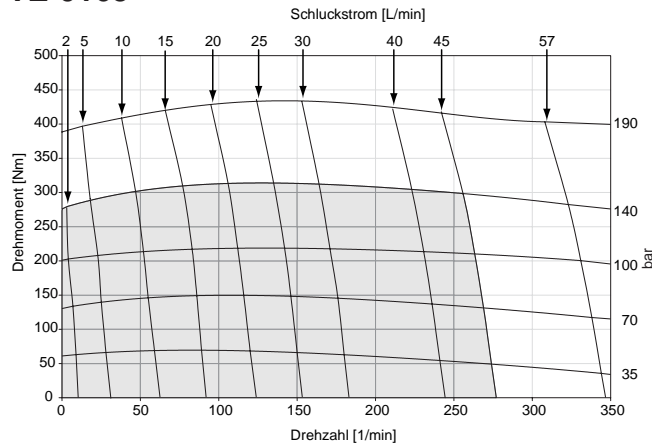
Datos tecnicos obtenidos con aceite 10W40 de 200 SUS de viscosidad a 54°C (130°F). Los datos proporcionados son valores tipicos. Los valores exactos reales podrian tener una pequena variacion entre distintos motores.

pp 036-053 TE SD.p65

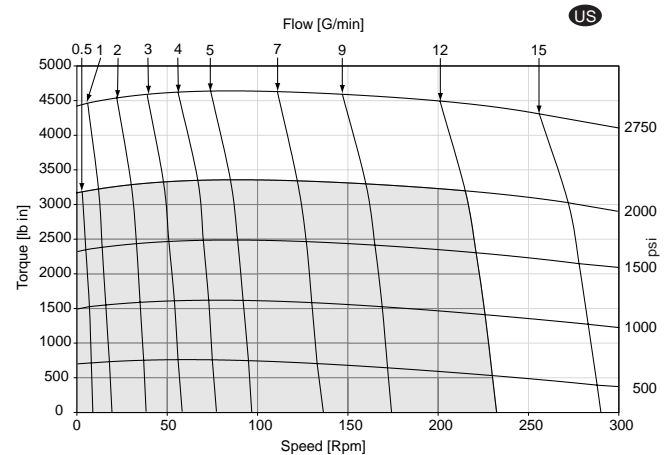
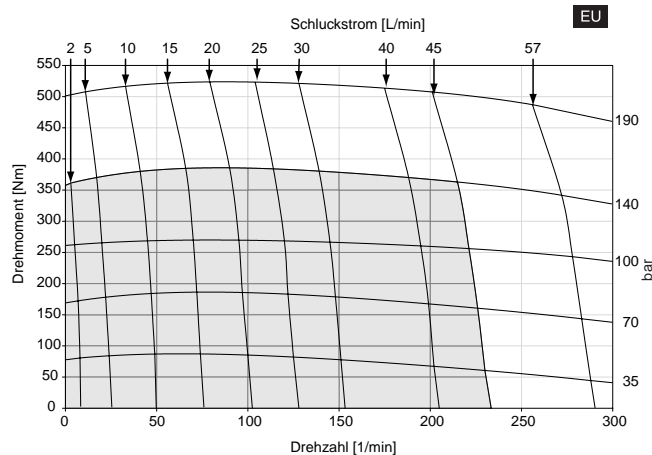
TE 0130



TE 0165



TE 0195



Cont.

Int.

Intermittent operation rating applies to 10% of every minute.

Fonctionnement interm. 10% max. de chaque minute d'utilisation.

Intermittierende Werte maximal 10% von jeder Betriebsminute.

Capacidad de funcionamiento intermitente valida para 6 segundos por cada minuto.

Performance data based on testing using 10W40 oil with a viscosity of 200 SUS at 54° C (130° F). Performance data is typical. Actual data may vary slightly from one production motor to another.

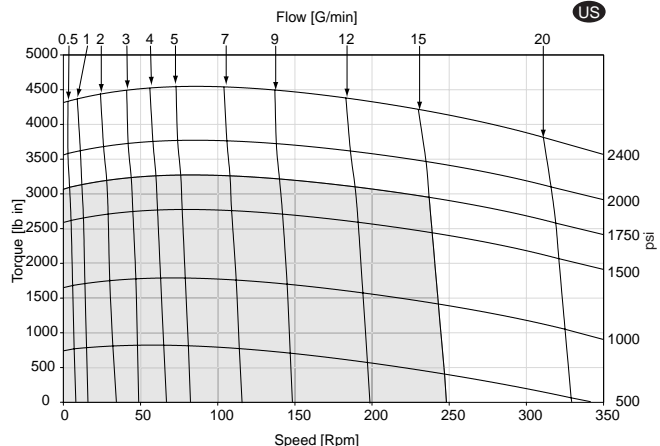
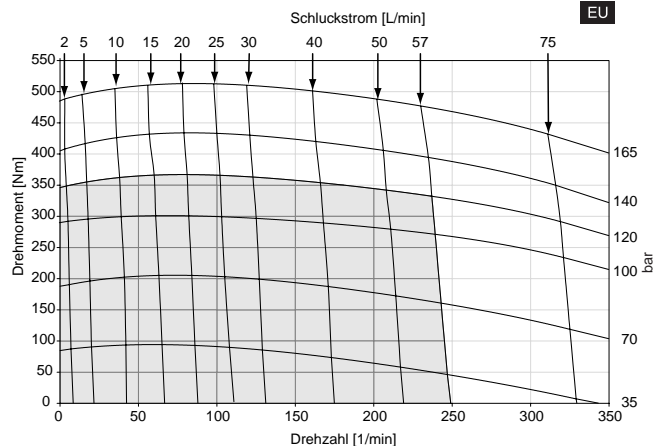
Les donnees sur les performances sont basees sur des tests utilisant de l'huile 10W40 d'une viscosite de 200 SUS a 54°C (130°F). Ces donnees correspondent a des situations typiques. Les donnees reelles peuvent varier legerement d'un moteur de production a l'autre.

pp 036-053 TE SD.p65

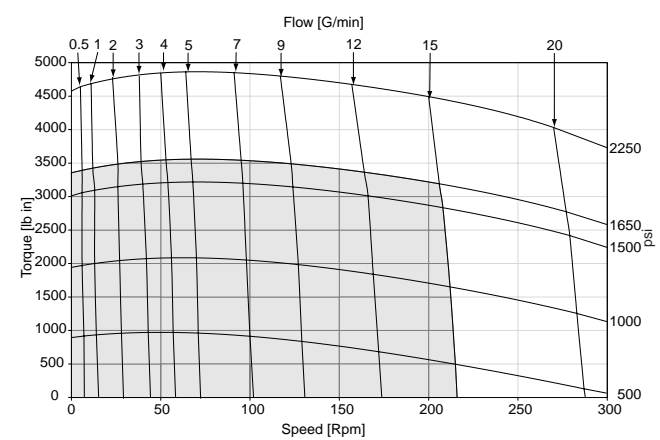
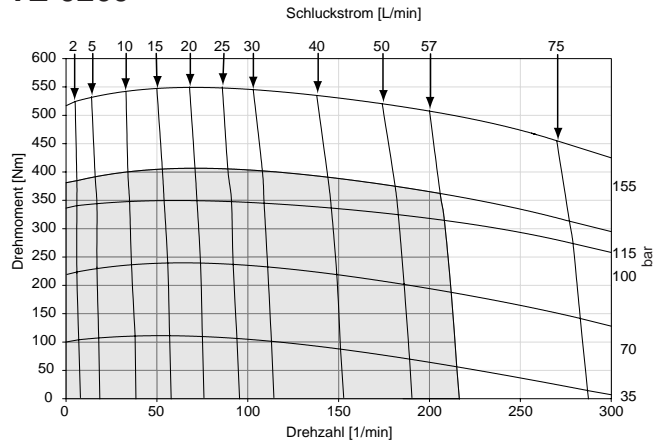
Leistungsdaten sind gemessen mit SAE 10W40 bei einer Viskositat von 43,1 Cst bei 54°C. Geringfuegige Abweichungen von den Katalogdaten sind moeglich.

Datos tecnicos obtenidos con aceite 10W40 de 200 SUS de viscosidad a 54°C (130°F). Los datos proporcionados son valores tipicos. Los valores exactos reales podrian tener una pequena variacion entre distintos motores.

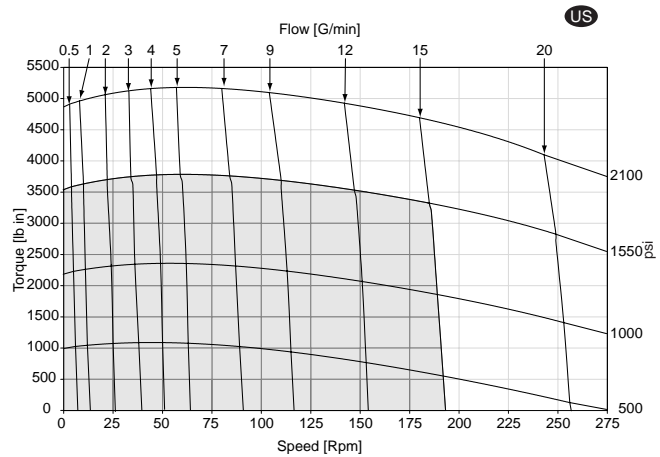
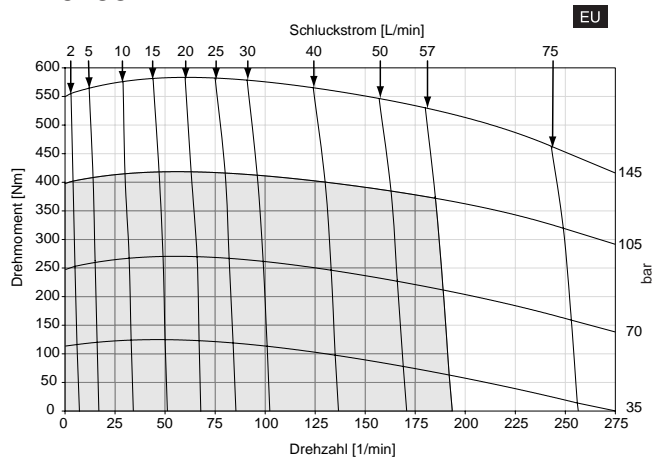
TE 0230



TE 0260



TE 0295



■ Cont.

□ Int.

Intermittent operation rating applies to 10% of every minute.
Fonctionnement interm. 10% max. de chaque minute d'utilisation.

Intermittierende Werte maximal 10% von jeder Betriebsminute.
Capacidad de funcionamiento intermitente valida para 6 segundos por cada minuto.

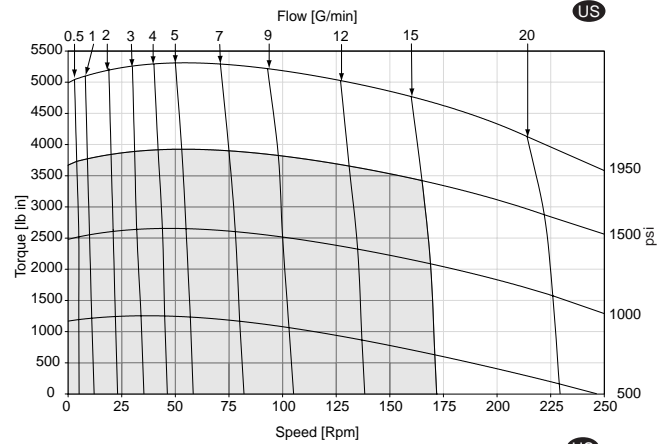
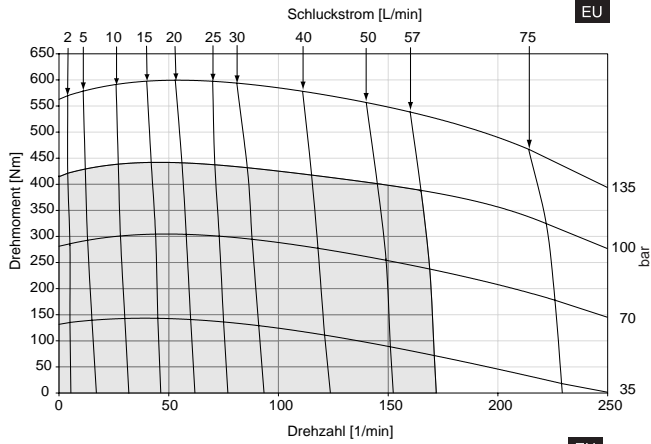
Performance data based on testing using 10W40 oil with a viscosity of 200 SUS at 54° C (130° F). Performance data is typical. Actual data may vary slightly from one production motor to another.

Leistungsdaten sind gemessen mit SAE 10W40 bei einer Viskosität von 43,1 Cst bei 54°C. Geringfügige Abweichungen von den Katalogdaten sind möglich.

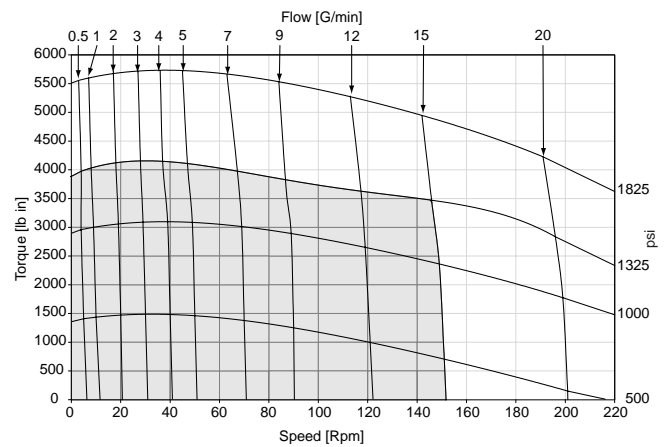
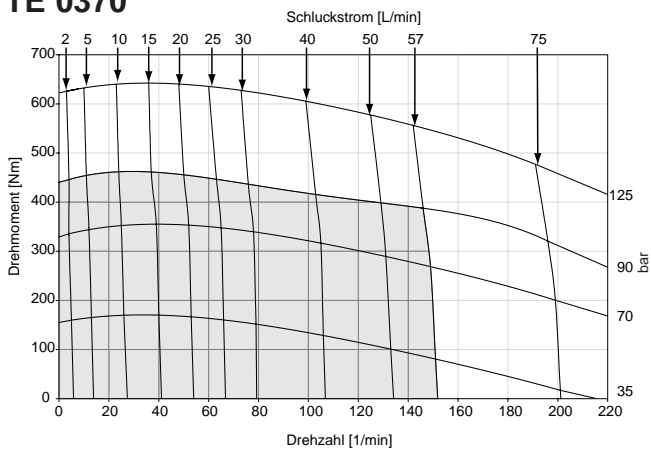
Les données sur les performances sont basées sur des tests utilisant de l'huile 10W40 d'une viscosité de 200 SUS à 54°C (130°F). Ces données correspondent à des situations typiques. Les données réelles peuvent varier légèrement d'un moteur de production à l'autre.
pp 036-053 TE SD.p65

Datos tecnicos obtenidos con aceite 10W40 de 200 SUS de viscosidad a 54°C (130°F). Los datos proporcionados son valores tipicos. Los valores exactos reales podrian tener una pequena variacion entre distintos motores.

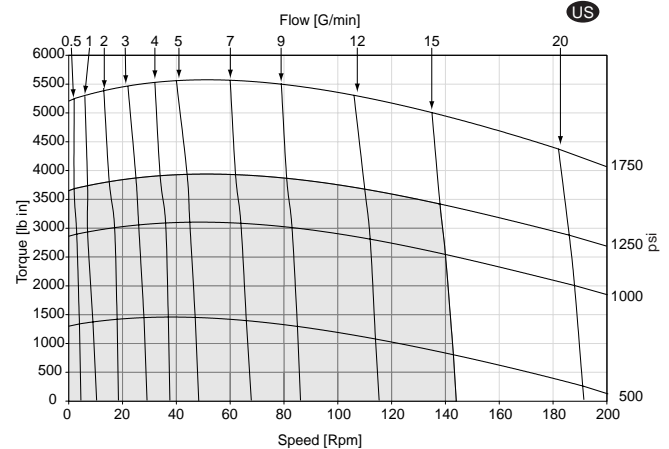
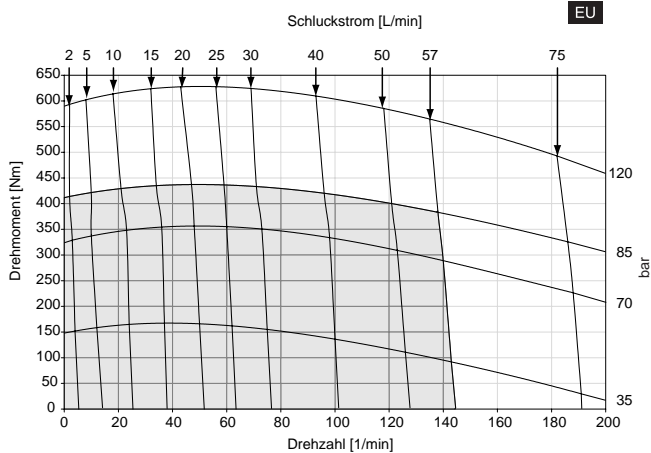
TE 0330



TE 0370



TE 0390



Cont. Int.
Intermittent operation rating applies to 10% of every minute.
Fonctionnement interm. 10% max. de chaque minute d'utilisation.

Intermittierende Werte maximal 10% von jeder Betriebsminute.
Capacidad de funcionamiento intermitente valida para 6 segundos por cada minuto.

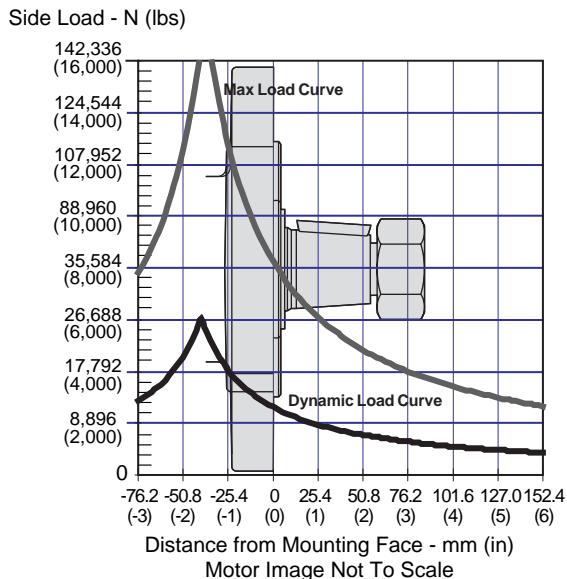
Performance data based on testing using 10W40 oil with a viscosity of 200 SUS at 54° C (130° F). Performance data is typical. Actual data may vary slightly from one production motor to another.

Leistungsdaten sind gemessen mit SAE 10W40 bei einer Viskosität von 43,1 Cst bei 54°C. Geringfügige Abweichungen von den Katalogdaten sind möglich.

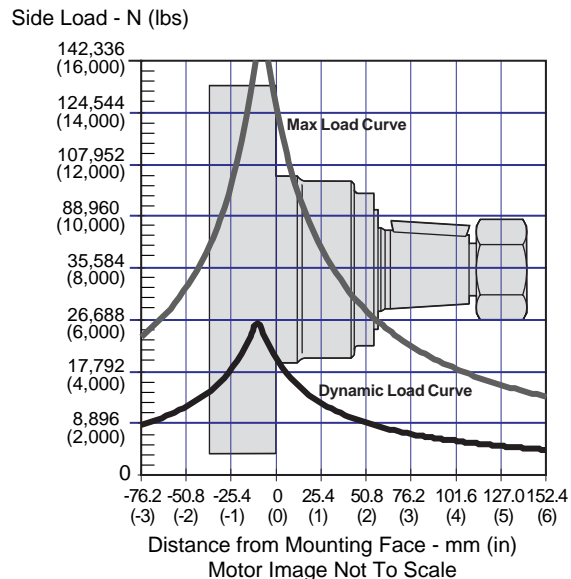
Les données sur les performances sont basées sur des tests utilisant de l'huile 10W40 d'une viscosité de 200 SUS à 54°C (130°F). Ces données correspondent à des situations typiques. Les données réelles peuvent varier légèrement d'un moteur de production à l'autre.

Datos tecnicos obtenidos con aceite 10W40 de 200 SUS de viscosidad a 54°C (130°F). Los datos proporcionados son valores tipicos. Los valores exactos reales podrian tener una pequena variacion entre distintos motores.

Flange Mount / Standardgehäuse
Monture à bride(s) / Montaje de brida



Wheel Mount / Radnabengehäuse
Monture à roue / Montaje de rueda



The dynamic side load curve is based on uni-directional steady state loads for L_{10} bearing life at 3×10^6 revolutions.

Die zulässige auslegbare radiale Wellenbelastungskurve ist unter ruhenden, einseitig statisch gerichteten Lastverhältnissen auf eine L_{10} Lebensdauer mit 3×10^6 Umdrehungen kalkuliert.
La courbe de charge latérale permise se base sur des charges unidirectionnelles en régime permanent pour le roulement L_{10} à 3×10^6 révolutions.
La curva de valores admisibles de carga lateral está basada en cargas constantes para cojinetes L_{10} a 3×10^6 revoluciones.

The maximum load curve is defined by bearing static load capacity. This curve should not be exceeded at any time including shock loads.

Die maximale radiale Wellenbelastungskurve ist definiert als maximale statische Last ohne Drehzahl. Sie gilt als Grenze und sollte keinesfalls überschritten werden.
La courbe de charge maximale est définie par la capacité de charge statique portante. Cette courbe ne devrait être dépassée en aucun moment y compris pour les charges par à-coups.
La curva de carga máxima queda definida por la capacidad de carga estática del cojinete. No se deben superar los valores de esta curva, ni siquiera con cargas provisionarias de impacto.

Equation to Calculate the Expected Radial Bearing Life **Gleichung zur Ermittlung der Lagerlebensdauer**

Equation to calculate the dynamic bearing life for a given load:
Bestimmung der erlaubten radialen Wellenbelastung mit vorgegebener Last

Use F_a , F_b and S in equation to determine hours of L_{10} bearing life.
Die Lebensdauer in Stunden ergibt sich durch einsetzen von F_a , F_b , und S in die nachstehende Formel.

$$L = \frac{2.5 \times 10^6}{60 \times S} \left\{ \frac{F_a}{F_b} \right\}^{3.33}$$

Where / Mit:

S = Shaft Speed RPM / Abtriebswellendrehzahl in min^{-1}

L = Life In Hours / Lebensdauer in Stunden

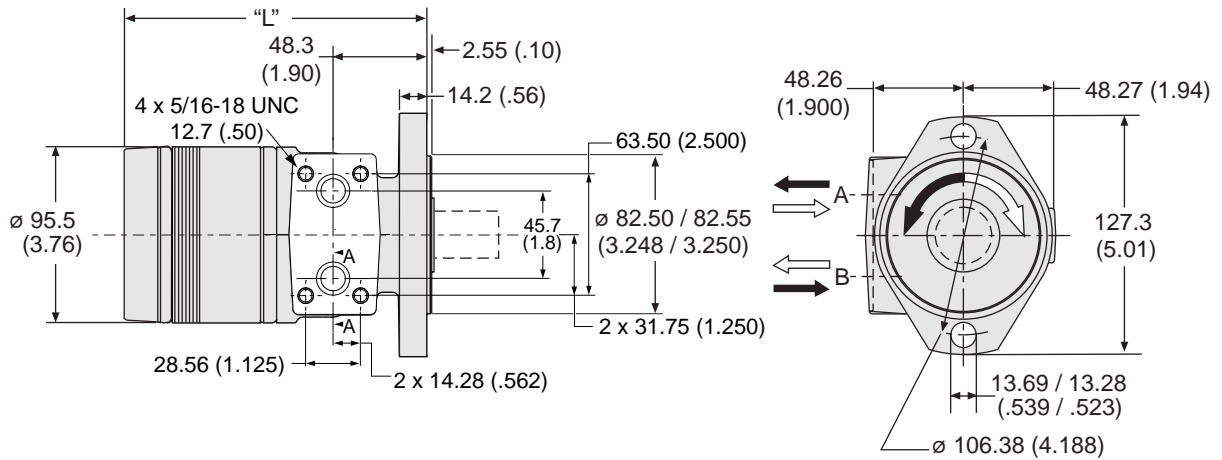
F_a = Allowable side load defined by above curve at a distance from mounting flange. / Erlaubte radiale Wellenbelastung als Funktion der Laenge

F_b = Application side load. / Anwendungsseitige Wellenbelastung

Note: Calculations are based on L_{10} bearing life per ISO 281.
Auslegung basiert auf einer L_{10} Lebensdauer nach ISO 281

Code: AM

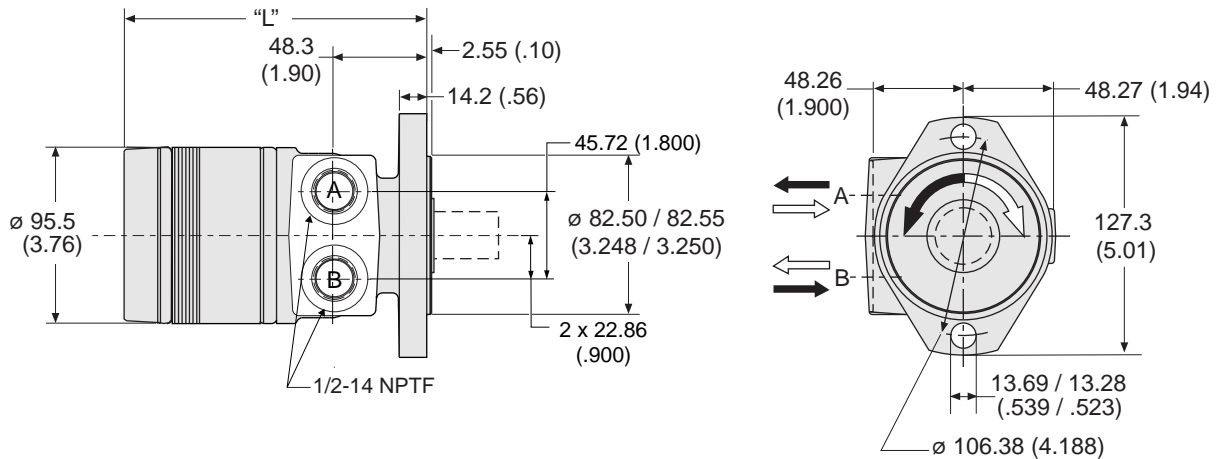
SAE A 2-Bolt, Manifold



Code AM	disp.	0045	0050	0065	0080	0100	0130	0165	0195	0230	0260	0295	0330	0365	0390
Weight/Gewicht	kg	6.03	6.12	6.26	6.35	6.49	6.76	7.03	7.35	7.58	7.80	8.07	8.35	8.66	8.80
Poids/Peso	(lb)	(13.3)	(13.5)	(13.8)	(14.0)	(14.3)	(14.9)	(15.5)	(16.2)	(16.7)	(17.2)	(17.8)	(18.4)	(19.1)	(19.4)
Length	"L" mm	136	138	141	144	147	154	160	166	173	179	185	192	200	205
	"L" (in)	(5.36)	(5.42)	(5.54)	(5.67)	(5.79)	(6.04)	(6.29)	(6.54)	(6.79)	(7.04)	(7.29)	(7.54)	(7.88)	(8.04)

Code: AP

SAE A 2-Bolt, 1/2-14 NPTF Pipe

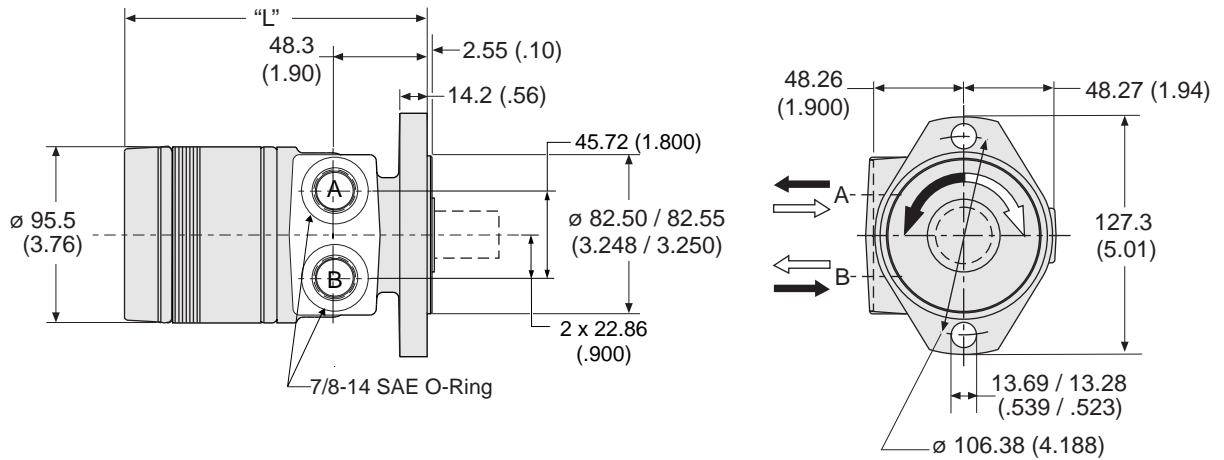


Code AP	disp.	0045	0050	0065	0080	0100	0130	0165	0195	0230	0260	0295	0330	0365	0390
Weight/Gewicht	kg	6.03	6.12	6.26	6.35	6.49	6.76	7.03	7.35	7.58	7.80	8.07	8.35	8.66	8.80
Poids/Peso	(lb)	(13.3)	(13.5)	(13.8)	(14.0)	(14.3)	(14.9)	(15.5)	(16.2)	(16.7)	(17.2)	(17.8)	(18.4)	(19.1)	(19.4)
Length	"L" mm	136	138	141	144	147	154	160	166	173	179	185	192	200	205
	"L" (in)	(5.36)	(5.42)	(5.54)	(5.67)	(5.79)	(6.04)	(6.29)	(6.54)	(6.79)	(7.04)	(7.29)	(7.54)	(7.88)	(8.04)

English equivalents for metric specifications are shown in ().

Code: AS

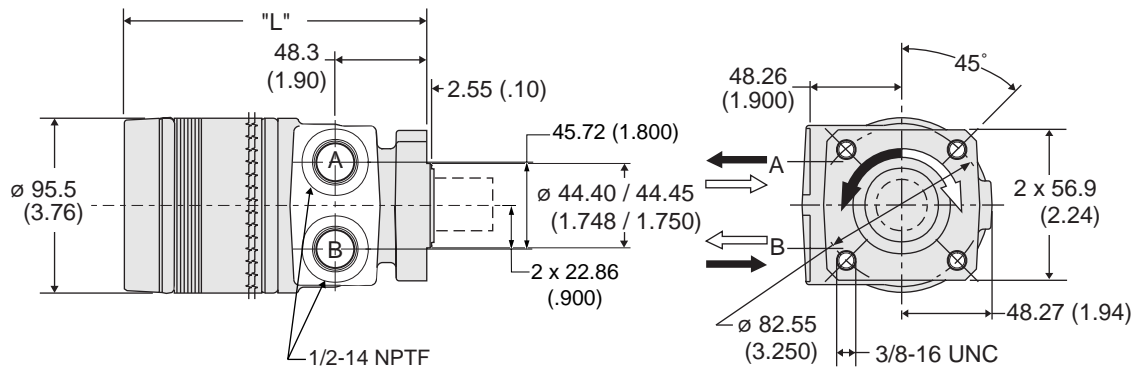
SAE A 2-Bolt, 7/8-14 SAE O-Ring



Code AS	disp.	0045	0050	0065	0080	0100	0130	0165	0195	0230	0260	0295	0330	0365	0390
Weight/Gewicht	kg	6.03	6.12	6.26	6.35	6.49	6.76	7.03	7.35	7.58	7.80	8.07	8.35	8.66	8.80
Poids/Peso	(lb)	(13.3)	(13.5)	(13.8)	(14.0)	(14.3)	(14.9)	(15.5)	(16.2)	(16.7)	(17.2)	(17.8)	(18.4)	(19.1)	(19.4)
Length	"L" mm	136	138	141	144	147	154	160	166	173	179	185	192	200	205
	"L" (in)	(5.36)	(5.42)	(5.54)	(5.67)	(5.79)	(6.04)	(6.29)	(6.54)	(6.79)	(7.04)	(7.29)	(7.54)	(7.88)	(8.04)

Code: FP

Magneto, 1/2-14 NPTF Pipe

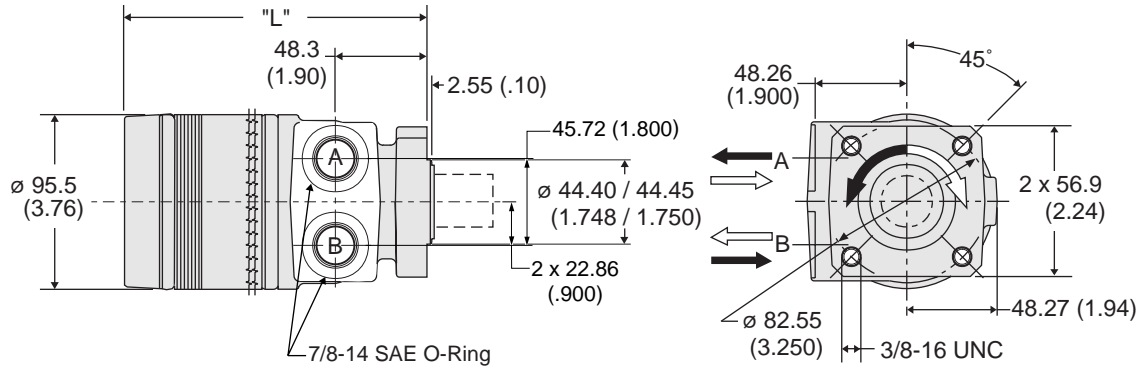


Code FP	disp.	0045	0050	0065	0080	0100	0130	0165	0195	0230	0260	0295	0330	0365	0390
Weight/Gewicht	kg	5.62	5.67	5.80	5.94	6.08	6.31	6.62	7.03	7.17	7.39	7.62	7.94	8.26	8.39
Poids/Peso	(lb)	(12.4)	(12.5)	(12.8)	(13.1)	(13.4)	(13.9)	(14.6)	(15.5)	(15.8)	(16.3)	(16.8)	(17.5)	(18.2)	(18.5)
Length	"L" mm	136	138	141	144	147	154	160	166	173	179	185	192	200	205
	"L" (in)	(5.36)	(5.42)	(5.54)	(5.67)	(5.79)	(6.04)	(6.29)	(6.54)	(6.79)	(7.04)	(7.29)	(7.54)	(7.88)	(8.04)

English equivalents for metric specifications are shown in ().

Code: FS

Magneto, 7/8-14 SAE O-Ring



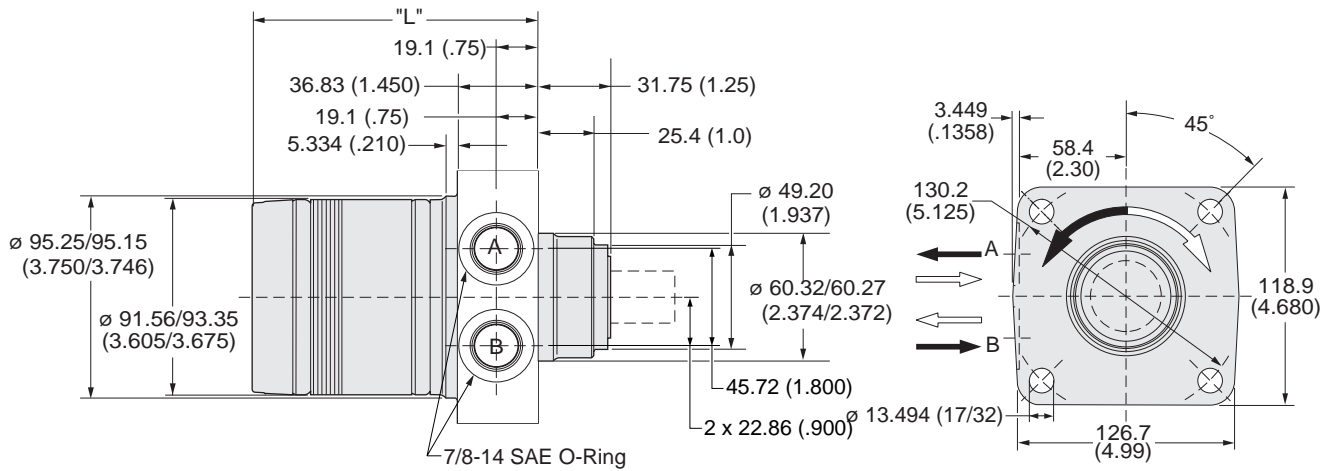
Code FS	disp.	0045	0050	0065	0080	0100	0130	0165	0195	0230	0260	0295	0330	0365	0390
Weight/Gewicht	kg	5.62	5.67	5.80	5.94	6.08	6.31	6.62	7.03	7.17	7.39	7.62	7.94	8.26	8.39
Poids/Peso	(lb)	(12.4)	(12.5)	(12.8)	(13.1)	(13.4)	(13.9)	(14.6)	(15.5)	(15.8)	(16.3)	(16.8)	(17.5)	(18.2)	(18.5)
Length	"L" mm	136	138	141	144	147	154	160	166	173	179	185	192	200	205
	"L" (in)	(5.36)	(5.42)	(5.54)	(5.67)	(5.79)	(6.04)	(6.29)	(6.54)	(6.79)	(7.04)	(7.29)	(7.54)	(7.88)	(8.04)

English equivalents for metric specifications are shown in ().

pp 036-053 TE SD.p65

Code: US

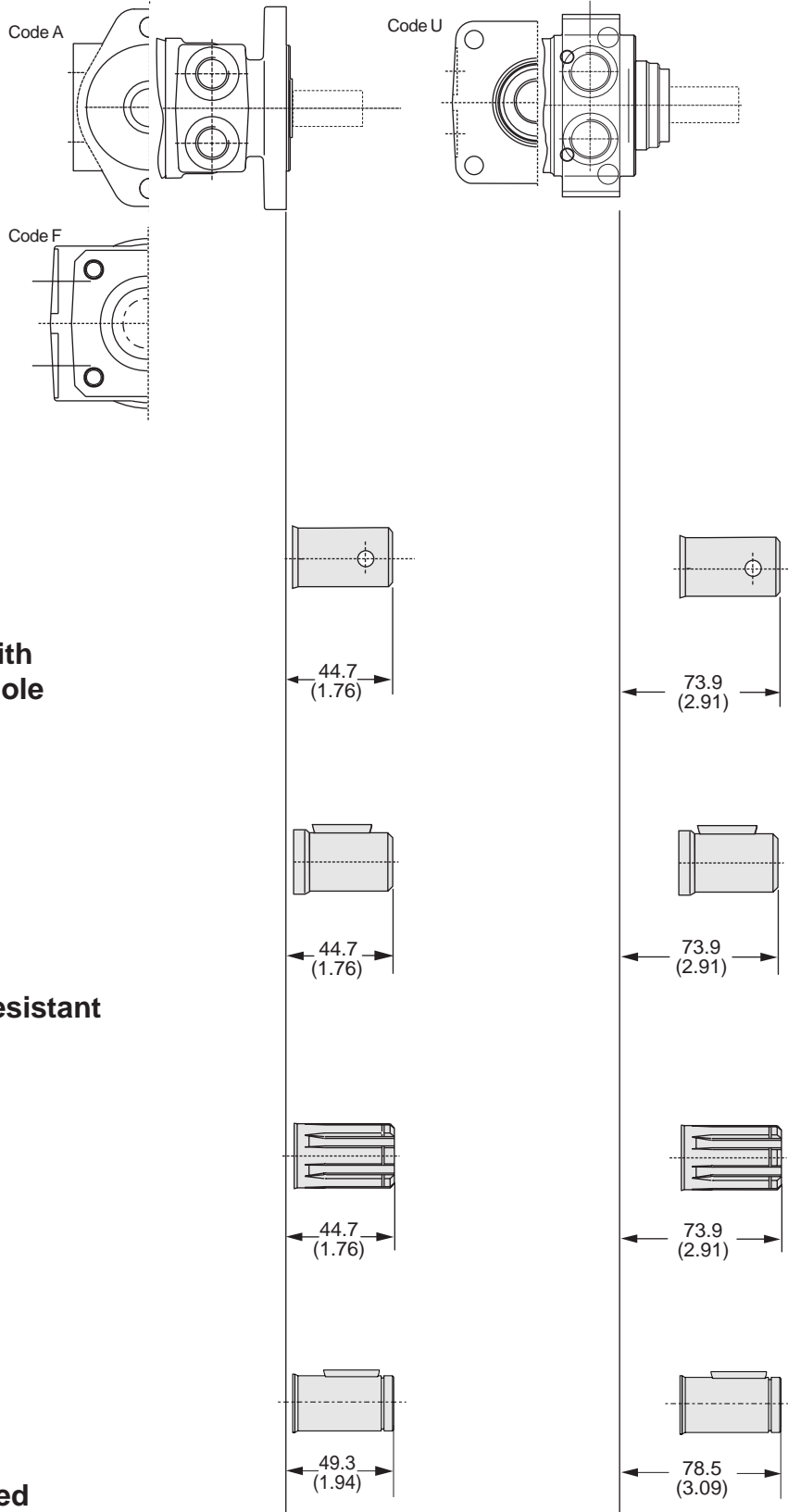
Wheel Mount, 7/8-14 SAE O-Ring



Code US	disp.	0045	0050	0065	0080	0100	0130	0165	0195	0230	0260	0295	0330	0365	0390
Weight/Gewicht	kg	6.80	6.90	7.00	7.10	7.20	7.60	7.80	8.10	8.30	8.60	8.80	9.10	9.40	9.60
Poids/Peso	(lb)	(15.0)	(15.2)	(15.4)	(15.6)	(15.8)	(16.7)	(17.2)	(17.9)	(18.3)	(19.0)	(19.4)	(20.0)	(20.7)	(21.2)
Length	"L" mm	107	109	112	115	118	125	131	137	144	150	156	163	171	176
	"L" (in)	(4.21)	(4.27)	(4.39)	(4.52)	(4.64)	(4.89)	(5.14)	(5.39)	(5.64)	(5.89)	(6.14)	(6.39)	(6.73)	(6.89)

English equivalents for metric specifications are shown in ().

pp 036-053 TE SD, p65



English equivalents for metric specifications are shown in ().

pp 036-053 TE SD.p65

Code: 09

**1" Straight with
0.38" Crosshole**

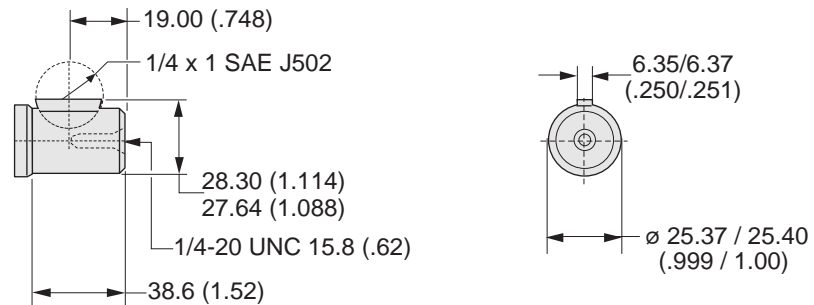


Code: 10

1" Keyed

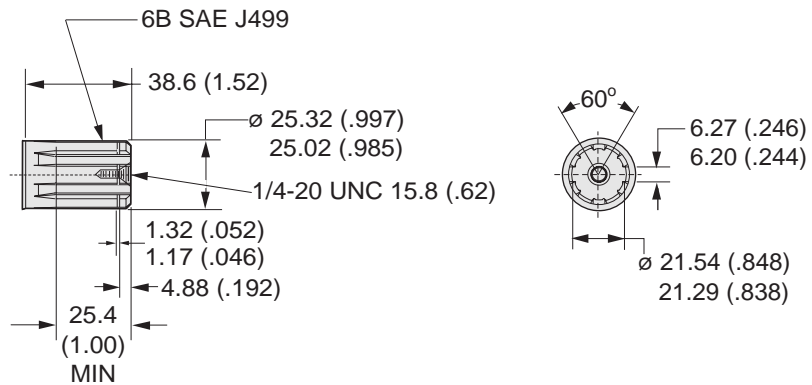
Code: 21

Corrosion Resistant



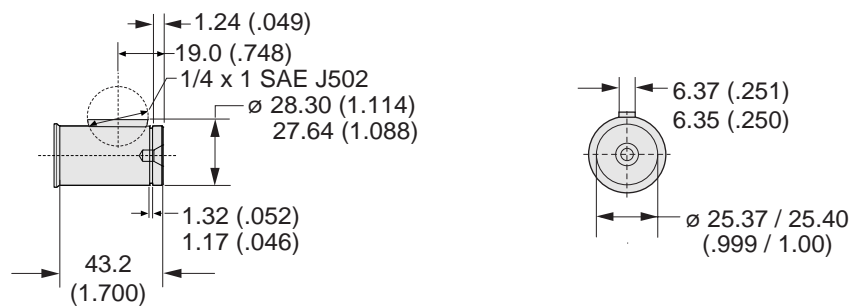
Code: 11

1" 6B Spline

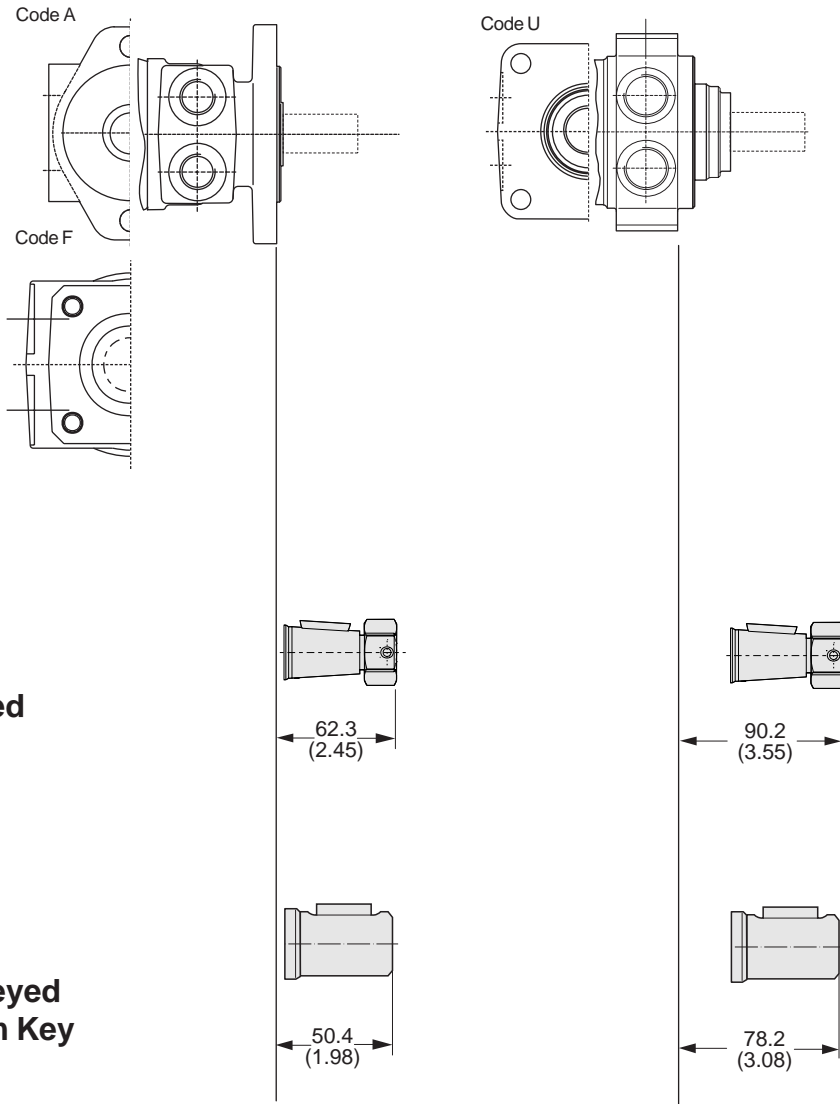


Code: 13

Long 1" Keyed



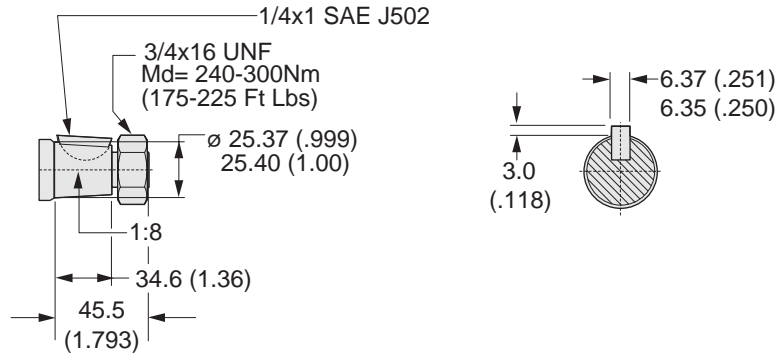
English equivalents for metric specifications are shown in ().



English equivalents for metric specifications are shown in ().

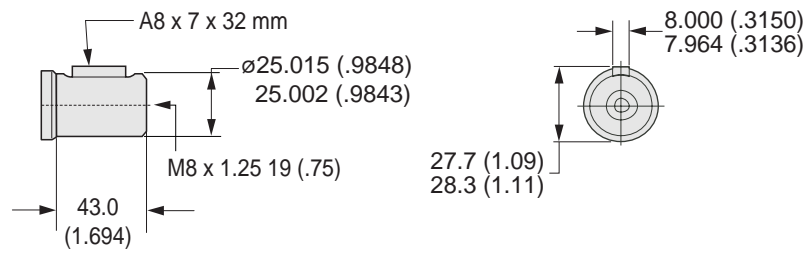
Code: 25

1" Tapered



Code: 26

**25mm Keyed
 with 8mm Key**



English equivalents for metric specifications are shown in ().

pp 036-053 TE SD.p65